

The Adventures of Rohver

- Activity Book For Kids -



PRODUCED THROUGH A PARTNERSHIP OF



There once was a good dog named Rohver who loved to go four wheeling in the mountains with his owner. They called it Off-Highway Vehicle or OHV recreation. He loved the outdoors and all the sights, sounds and smells of the beautiful trails in Colorado.

But Rohver was worried because some folks didn't treat the trails with the same respect as his owner. Rohver would dream about being able to ride around off-highway himself and teach everyone about responsible motorized recreation.

But he was just a dog - he didn't know the rules or who to ask to learn them. Then one day on the trail he saw an ATV rider with a bright yellow sticker on his helmet. It read "Stay The Trail Colorado" and he was teaching a group of people the responsible way to enjoy the trails on an OHV.

Finally there was someone to teach him to be a safe and responsible OHVer himself. Now if he could only learn to ride one! At least he can still dream about riding and spreading the word, especially to kids!

This book will get you started, and let you have some fun along the way. There are pictures to color, some games to play and lots of helpful tips for your next trip. **Enjoy!**

YOUR PAL ROHVER 

Play Nice.

Our individual behavior reflects on the entire OHV community. Please be courteous to others and use common sense while on the trail.

Be Friendly.

Say hello, to all users. Help create a more favorable impression of OHV enthusiasts on and off the trails.

Be Respectful.

All recreational users have the same privilege to enjoy multi-use trails. Please respect that ability.

Be Aware.


On the trail, slow down around other users and in areas where visibility is limited, especially on crowded days.

Pack it Out.

Everyone appreciates a clean trail. Try to leave the area cleaner than you found it by taking a second to stop and pick up trash.


If you're under 16, always ride with an adult.


COLOR ME!



Gear Up for Safety

- Always wear appropriate safety gear including helmets, eye protection, pants, long sleeve shirts, gloves, and over-the-ankle boots.
- Be prepared for your ride with the basics: bring extra water, have proper tools and fill your fuel tank.





Stay On The Trail

- Ride over obstacles to avoid widening the trail and creating bypasses.
- Ride on the main trail, don't take shortcuts.
- Always pay attention to trail signs and make sure the route is open to your vehicle. If your vehicle is wider than the trail turn around!



Stay The Trail Maze

Start at the top and find your way out of this trail system while being a responsible OHVer.

Always stay on the main trail, even when crossing streams.

Don't take any shortcuts and avoid wildlife on the trail.


And remember to yield to any oncoming traffic.






Share the Trail

- Keep right, ride in control and slow down when approaching other trail users. Give them room without leaving the trail.
- Off-Highway Vehicles (OHVs) should yield the right of way to non-motorized trail users.
- Let faster OHVs pass by slowing and moving to the right on a wide trail or pulling over in a safe turnout.





No Horseplay

- Engine noise can easily spook animals like horses, livestock, dogs and wildlife.
- Stop well ahead of equestrians on the trail. Turn off your engine, remove your helmet and let them pass you before starting again.
- Never chase or harass wildlife and livestock.

Trail Terms Word Find

R	E	S	P	O	N	S	I	B	L	E	L	P
S	T	R	B	Q	T	W	K	H	O	R	S	E
C	R	H	E	L	M	E	T	Y	A	P	Z	V
O	G	L	D	W	J	R	I	C	S	X	H	G
L	Z	F	P	I	T	A	F	K	W	B	I	S
O	J	A	U	L	S	G	K	O	H	C	G	L
R	S	N	B	D	R	O	H	V	E	R	H	S
A	T	V	F	L	X	G	F	M	E	L	W	R
D	G	T	A	I	D	G	T	O	L	T	A	Y
O	H	V	D	F	J	L	M	A	J	R	Y	I
K	S	P	Z	E	F	E	R	U	P	A	Q	E
R	U	T	S	O	V	S	A	D	X	I	P	L
O	B	S	T	A	C	L	E	V	G	L	A	D

Look for these words in the puzzle above. Words are only found going down or across. Answers are on the back page.


WHEEL
RESPONSIBLE
ATV

YIELD
HELMET
GOGGLES

OBSTACLE
COLORADO
ROHVER


HORSE
WILDLIFE
RUTS

OHV
TRAIL
HIGHWAY



No Spin Zone

- Avoid spinning your wheels when accelerating and sliding your wheels when braking. Both gouge the trail and create ruts.
- Practice using only enough power to clear an obstacle or climb a hill. Wheel spin steals your momentum.



Happy Campers

- Save riding for the trails. Don't ride around unnecessarily in campsites and at trailheads. Your fellow campers will thank you.
- Don't create "play tracks" inside of camping areas or along established trails. Ride the main route and stay within designated riding areas.



Parents need to be prepared for the trail also.

Here is some additional information to consider before heading out on your OHV.

Know Where To Go.

- Is the trail open to and a designated route for your vehicle?
- Use official agency maps and observe all signs.
- Motor vehicle use maps are available at staythetrail.org/maps

Do Your Homework.

- What types of challenges can be found on the route: rock, sand, stream crossings, ledges?
- Know your group's skill level and keep track of younger kids on winding trails.
- Will you be above tree line? Remember to stay off the tundra!

Are You and Your Vehicle Prepared?

- Know your vehicle. Keep it in good condition and read the owners manual.
- Forest Service approved spark arrestors are required on all OHVs operated on public lands.
- Pipe down! Obey the sound limits. To operate a off-highway vehicle in Colorado, the following sound limits must be met:
 - 96dB(A) if manufactured after 1/1/1998
 - 99dB(A) if manufactured before 1/1/1998
- All vehicles (licensed or not) operated on routes designated open to off-highway vehicles are required to obtain and display a Colorado OHV Registration or a Colorado OHV Permit, for questions contact Colorado Parks & Wildlife.
- Let someone know where you're going and when you expect to return.

And NEVER Go Out Alone!

For more great tips on off-highway vehicle recreation in Colorado, pick up our free Off-Highway Vehicle Guidelines brochures and Colorado OHV Opportunities Map. Visit StayTheTrail.org for more information.



Puzzle Answers

There's more than one way to solve the trail maze. Did you take the main route shown here or use a different route? Did you avoid the elk? Bonus point if you made the stream crossing!



Trail Terms Word Find

R	E	S	P	O	N	S	I	B	L	E	L	P
S	T	R	B	Q	T	W	K	H	O	R	S	E
C	R	H	E	L	M	E	T	Y	A	P	Z	V
O	G	L	D	W	J	R	I	C	S	X	H	G
L	Z	F	P	I	T	A	F	K	W	B	I	S
O	J	A	U	L	S	G	K	O	H	C	G	L
R	S	N	B	D	R	O	H	V	E	R	H	S
A	T	V	F	L	X	G	F	M	E	L	W	R
D	G	T	A	I	D	G	T	O	L	T	A	Y
O	H	V	D	F	J	L	M	A	J	R	Y	I
K	S	P	Z	E	F	E	R	U	P	A	Q	E
R	U	T	S	O	V	S	A	D	X	I	P	L
O	B	S	T	A	C	L	E	V	G	L	A	D



Know Before You Go StayTheTrail.org

SPECIAL THANKS TO:



mhjc.org



facebook.com/A4Fun

Major Funding Provided By the Colorado Parks and Wildlife OHV Registration Program



The OHV Registration Program is designed to assist in the funding of projects that provide for the stewardship of OHV opportunities in Colorado.

IN PARTNERSHIP WITH:



Colorado Parks & Wildlife
1313 Sherman Street, Suite 618
Denver, CO 80203
(303) 866-3437
wildlife.state.co.us



Responsible Recreation Foundation
PO Box 915
Wheat Ridge, CO 80034
responsiblerecreation.org



**Bureau of Land Management
Colorado State Office**
2850 Youngfield Street
Lakewood, CO 80215
(303) 239-3600
staythetrail.org/blm



Colorado Off-Highway Vehicle Coalition
PO Box 113
Brighton, CO 80601
cohvco.org

treadlightly!
ON LAND AND WATER



Tread Lightly! Inc.
353 E. 400 S., Suite 100
Salt Lake City, UT 84111
(801) 627-0077
treadlightly.org



**US Forest Service
Rocky Mountain Region**
740 Simms Street
Golden, CO 80401
(303) 275-5350
staythetrail.org/fs